

HX
SERIES

90 - 140 HP

UTILITY TRACTORS



Built for Dominance, Designed for Comfort





HX SERIES

RELIABLE POWER AND DURABILITY FOR THE TOUGHEST FARMING AND RANCHING JOBS

HX Series utility tractors combine advanced performance with rugged durability, giving farmers, ranchers, and landowners the confidence to tackle the toughest jobs. Designed for heavy-duty tasks, the HX Series features 90 - 140 horsepower, cutting-edge hydraulic systems, an ergonomic and spacious cab, and intuitive controls that boost efficiency and comfort. Whether you're lifting large loads, plowing fields, or handling livestock chores, the HX Series delivers serious power and precision. They are designed to empower users to achieve their operational objectives with effectiveness and ease.



**WE DIG
DIRT**




- **KIOTI 4-Cylinder Turbo Charged and Intercooled Diesel Engine**
- **90 - 140 HP**
- **Boost Feature (9010 & 1151)**
- **Power Shuttle w/ Hi-Lo Shift (9010 & 1151)**
- **Power Shuttle w/ Semi-Powershift (1302 & 1402)**
- **Up to 8,492 Pound Lift Capacity @ 24" aft of hitch**
- **Robust Front Axle with Limited-Slip Differential**
- **Spacious 5-pillar Cab**
- **Heated Air Suspension Seat**

HX SERIES

THE IDEAL CHOICE FOR FARMERS AND RANCHERS WHO DEMAND THE BEST IN MANAGING LIVESTOCK, HAULING HAY BALES, AND BOOSTING PRODUCTIVITY

Fuel Efficient Diesel Engine

KIOTI 4-Cylinder turbocharged and intercooled CRDI diesel engine improves fuel efficiency while reducing noise levels. Offers the operator a quiet work environment with powerful performance.



Proven Quality and Performance

KIOTI engines are known for exceptional performance and fuel efficiency. Backed by over 65 years of innovation, they meet rigorous global standards like EPA, CARB, and EEC certifications. Built for reliability and durability, these engines are a trusted choice for a wide range of demanding applications.



Power Shuttle Lever

Conveniently shift between forward and reverse without pressing the clutch pedal by simply pushing or pulling the lever in the desired direction. The shielded shuttle lever also improves durability.



Expansive 5-Pillar Cab

The 5-pillar cab's unobstructed panoramic view puts every field corner within sight. Expansive windows and extra headroom banish blind spots and cramped quarters, letting you maneuver with confidence and ease.



Robust Front Axle

Delivers unmatched performance and durability. Built for tough conditions, the robust front axle handles heavy loads and rough terrain, minimizing downtime. Outboard planetary drives precisely transfer torque, and a limited-slip differential provides traction in mud and soft soil.



KIOTI Connect Capable

KIOTI Connect is an intuitive app that provides real-time insights, maintenance tracking, and remote diagnostics, keeping you connected to your machine like never before.



Operator Visibility Controls

The one-touch button set is conveniently located and clearly organized for easy operation, allowing the operator to quickly adjust functions such as the cabin work lights, wipers, windshield washer, and rear window defroster.



Drive Mode

Work mode offers a firmer shuttle shift for quick response and directional changes. Drive mode provides a softer modulation for smooth, light operation and driving.



Auxiliary Remote Valves (3 Sets)

Enhance your machine's capabilities with our advanced 3-set auxiliary remote valves. Enjoy improved control for a wider range of tasks and attachments, boosting versatility and overall productivity while saving valuable time.



HVAC Climate Control

The advanced HVAC system provides optimized heating and cooling, ensuring a comfortable cabin year-round. Engineered for efficiency and durability, this system enhances operator comfort and productivity.



Convenient Armrest Controls

Features ergonomically designed throttle and hitch controls for ease of use. The one-touch buttons allow for effortless control of engine RPMs, transmission shifting and raising or lowering attachments and implements connected to the 3-point hitch.



Fender Controls

Simple up/down controls mounted on the fender make it easy to attach and detach 3-point implements. This design, including an external PTO switch, increases productivity and helps reduce operator fatigue.



HX SERIES

COMFORT AND CONVENIENCE FEATURES THAT REDUCE STRESS



Battery Disconnect Switch

The Battery Disconnect Switch prevents unwanted battery drain, enhances safety during maintenance, and adds a layer of theft deterrence with a simple turn of a switch.



LCD Instrument Panel

The large centrally located LCD hub displays important information including fuel consumption, speed, engine hours, shuttle direction and more.



Projection Head and Working Lamps

The projection head and working lamps pierce the darkness, casting a wide, clear beam that illuminates your field for safe, precise maneuvering even after sunset.



PTO Shift Lever

Easily accessible for quick shifting between 540, 540E, and 1,000 speeds, helping you match power output to the job—whether you're running light-duty implements or heavier attachments.



Rotating Air Suspension Seat with Heat

The air suspension seat with a wide seating area provides a cozy driving experience and offers excellent visibility from multiple angles, which can be secured through its 20-degree swivel function in both directions.



Tilting and Telescopic Steering Wheel

The steering wheel can be adjusted to each operator's preference for height and angle. It features a tilt function of 24 degrees and offers an additional 1.96 inches (50mm) of telescopic height adjustment.



Standard Instructor's Seat

Oversized cab easily accommodates an instructor's seat with attached seat belt, providing a secure training space that can be quickly folded away when not in use.



Main Shift Lever (HX9010, HX1151)

A 4-speed synchronized transmission with a hi-lo shift, providing 24 forward and 24 reverse speeds. Combined with a hydraulic shuttle, this system allows for smooth directional changes, ideal for loader work and other tasks requiring frequent forward-reverse transitions.





POWERFUL AND EFFICIENT ENGINE

KIOTI 4-Cylinder Turbo Charged and Intercooled Diesel Engine providing up to 120 PTO HP to work faster & more efficiently



IMPROVED EFFICIENCY

Conveniently laid out controls with Powershuttle transmission for easy operation



ENHANCED CABIN COMFORT

5 pillar cabin with heated, air ride seat + adjustable lumbar for all day comfort



HX
SERIES



Max Boost Feature (HX9010, HX1151)

This innovative technology temporarily increases horsepower and torque by an extra 9%, giving you the power to overcome heavy loads and finish jobs faster.



Flow Control (HX1302, HX1402)

Conveniently located flow controls precisely regulate hydraulic flow to ensure optimal implement performance and efficient operation, enhancing productivity.



Push Button 4 Wheel Drive

4WD is engaged with the simple push of a button for seamless on- and off-road transitions, providing increased traction and brake performance.



Cab Suspension System (HX1302, HX1402)

Isolates the cab from chassis vibrations, delivering a smoother, more comfortable ride and reducing operator fatigue for increased productivity.



Rear Camera (HX1302, HX1402)

Revolutionize your workday with the rear view camera, eliminating blind spots and enhancing convenience and precision. With a clear, real-time view, operators can confidently perform three-point maneuvers and reverse with ease.



Semi-Powershift Transmission (HX1302, HX1402)

Delivers efficient operation with seamless gear changes, utilizing hydraulic wet clutches. Range changes are accomplished through traditional clutch engagement, balancing ease of use and control. The additional 16 creep speeds offers precise speed control for any chore.



One-Hand Quick Couplers (HX1302, HX1402)

Connecting implements is a breeze with one-handed quick couplers. Simply give a firm and quick push or pull to connect the hydraulics to any implement, without needing both hands, unlike traditional collar-style couplers found on many comparable products.



LCD Monitor (HX1302, HX1402)

The 10-inch color LCD touchscreen monitor offers enhanced visibility and a broader range of display options. With real-time status monitoring and adjustments, as well as entertainment features, it provides diverse information and a more engaging user experience.



ATTACHMENTS

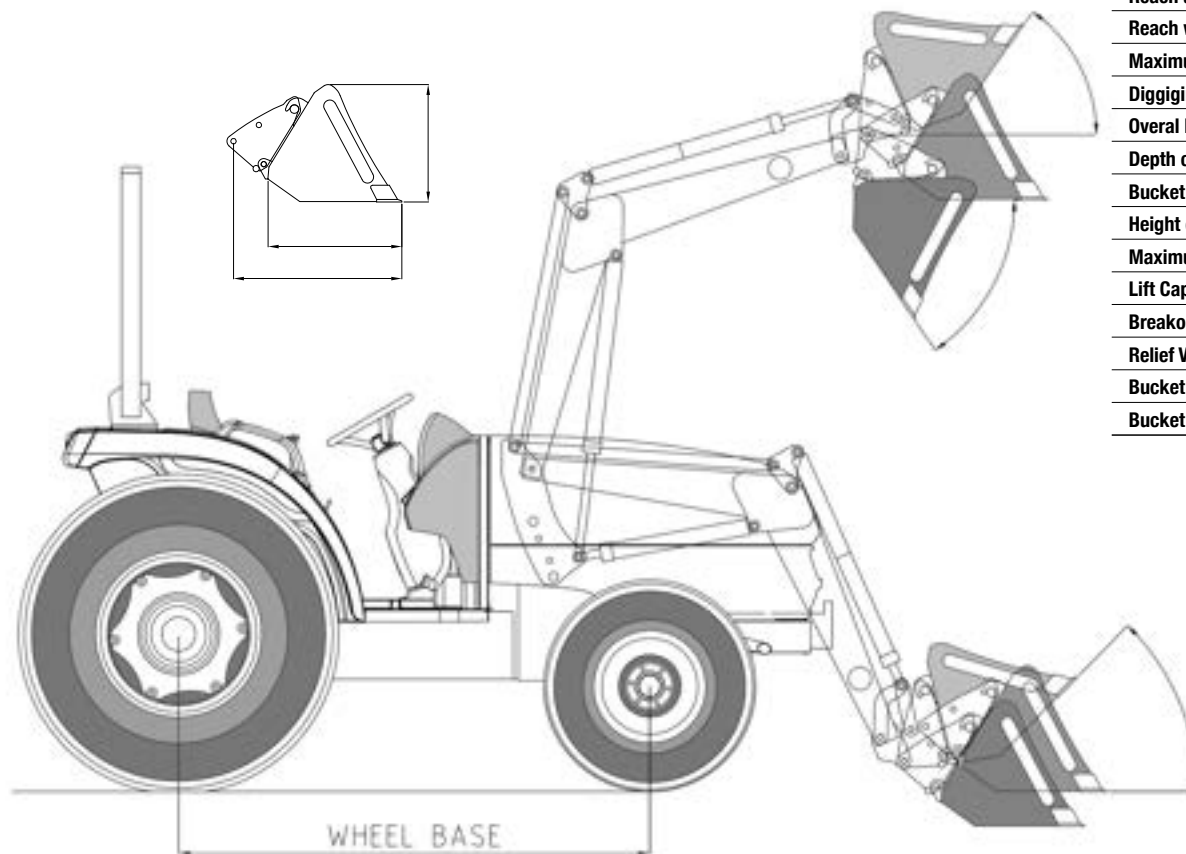
FRONT END LOADER

Engineered for seamless compatibility, the KIOTI KL1155 and KL1402 front end loaders offer efficient performance effortlessly controlled through a single joystick. The built-in parking stand and quick-attach system ensure swift loader detachment and reattachment. Robust hydraulics enable smooth lifting and lowering, while the single-lever control with float function grants ultimate precision. Maintain clear visibility of your load with the handy bucket level indicator.

LOADER SPECIFICATIONS

MODEL		KL1155	KL1402
Maximum Lift Height (to Pivot Point)	in. (mm)	150.6 (3,825)	159.8 (4,060)
Clearance w/Bucket Level	in. (mm)	141.1 (3,583)	145.9 (3,705)
Clearance w/Bucket Dumped	in. (mm)	118.7 (3,014)	123.6 (3,140)
Reach at Maximum Height	in. (mm)	27 (685)	23.4 (594)
Reach w/Bucket on Ground	in. (mm)	93.4 (2,372)	100.4 (2,550)
Maximum Rollback Angle	deg.	46°	58°
Digging Depth Below Grade	in. (mm)	8.7 (222)	11.0 (280)
Overall Height (in Carry Position)	in. (mm)	83 (2,109)	77.6 (1,970)
Depth of Bucket (to Back of Inner Shell)	in. (mm)	26.1 (664)	26.1 (664)
Bucket Size Available (QA)	in. (mm)	90.6 (2,300)	90.6 (2,300)
Height of Bucket	in. (mm)	25.2 (641)	25.2 (641)
Maximum Dump Angle	deg.	58°	52°
Lift Capacity to Full Height (at Pivot Pins)	lbs. (kg)	4,216 (1912.3)	5,849 (2,653)
Breakout Force (at Pivot Pins)	lbs. (kg)	8,554 (3,880)	8,429 (3,823.33)
Relief Valve Setting (Loader Control Valve)	psi (bar)	2,600.0 (179.3)	2,600.0 (179.3)
Bucket Capacity (Struck)	cu. ft. (cu. m)	16.95 (0.48)	16.95 (0.48)
Bucket Capacity (Heaped)	cu. ft. (cu. m)	26.1 (0.74)	26.1 (0.74)

* Specifications and design are subject to change without notice.



SPECIFICATIONS

MODEL		HX9010	HX1151	HX1302	HX1402
ENGINE					
Model		4J243TA-TP5B		4J383TA-TP5B	
Type		KIOTI 4-Cylinder In-Line Vertical, Water Cooled			
Engine Gross	HP (kW)	90 (67.1)	115 (85.8)	130.1 (97)	140.1 (104.5)
Engine Gross (Boosted)	HP (kW)	98.6 (73.5)	125.4 (93.5)	-	-
PTO @ Rated PTO rpm	HP (kW)	70 (52.2)	84 (62.6)	109 (81.3)	120 (89.8)
PTO @ Rated PTO rpm (Boosted)	HP (kW)	76.7 (57.2)	91.5 (68.3)	-	-
Displacement	cu. in. (cc)	233.9 (3,832.9)			
Rated Revolution	rpm	2,200			
Fuel Tank Capacity	gal. (ℓ)	47.55 (180.2)		60.70 (229.8)	
DRIVE TRAIN					
Clutch		Wet Disc			
Transmission		Power Shuttle w/ Hi-Lo Shift		Power Shuttle w/ Semi-Powershift	
Speeds		24 x 24		32 x 32	
Differential Lock		Mechanical Rear / Front Limited-Slip			
Brake		Wet Disc			
PTO Type		Electric / Hydraulic			
Rear PTO (Standard)	rpm	540 / 540E / 1000			
4WD Type		Electric / Hydraulic			
HYDRAULIC SYSTEM					
Pump		Gear / Open-Center System		Gear + Piston / Closed Center System	
Pump Capacity (Max. Flow Rate)	gpm (L/min)	32 (121.1)		44.1 (166.9)	
3-Point Hitch		Category II			
Maximum Lifting Capacity*	lb. (kg)	8,002 (3,630)		8,492.2 (3,852)	
Hydraulic Lift Control System		Electronic		Electronic	
Steering		Hydrostatic		Hydrostatic	
TIRE SIZE					
Front AG. (Turf, Industrial)		380/85/R24		380/85/R28	
Rear AG. (Turf, Industrial)		460/85/R34		460/85/R38	
TRAVELING SPEEDS					
Forward	mph (km/h)	1.15-23.83 (1.85-38.36)		0.24 ~ 25.15 (0.38 ~ 40.48)	
Reverse	mph (km/h)	1.14-23.67 (1.83-38.10)		0.23 ~ 24.98 (0.37 ~ 40.20)	
DIMENSIONS					
Overall Length (Includes 3-pt Hitch)	in. (mm)	170.8 (4,338)		177.9 (4,518)	
Overall Width (Minimum Tread)	in. (mm)	88.6 (2,250)		89.3 (2,267)	
Overall Height (From Top of ROPS)	in. (mm)	111.93 (2,843)		114.4 (2,906)	
Wheelbase	in. (mm)	94.9 (2,410)		102.4 (2,600)	
Min. Ground Clearance	in. (mm)	18.9 (481)		19.5 (496)	
Tread	Front (AG.)	in. (mm)	65.4 (1,660)	73.0 (1,854)	
	Rear (AG.)	in. (mm)	70.5 (1,790)	70.9 (1,800)	
Min. Turning Radius (With Brake)	ft. (m)	12.7 (3.4)		13.8 (4.2)	
Weight with AG. Tires	lb. (kg)	10,230 (4,640.3)		11,660 (5,288.9)	

* @ 24" aft of hitch.

NOTE: Specifications and design are subject to change without notice.



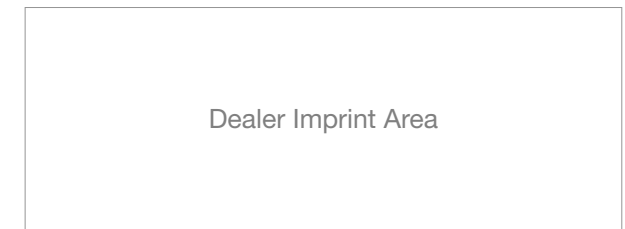
Daedong - USA, Inc.
KIOTI Tractor Division
 6300 KIOTI Drive, Wendell, NC 27591 USA
 Toll free 877-GO-KIOTI Fax 919-374-5001
 Web www.KIOTI.com

STANDARD EQUIPMENT

- Cab
- Air Conditioner
- Heater
- Instructor Seat
- 4WD
- Rear PTO
- Auto PTO
- PTO Cruise
- PTO Cover
- KIOTI Connect Capable
- 3 Rear Remote Hydraulic Valves
- Joystick Valve
- Draft Control
- One Touch Floating
- Back Up Camera (1302 / 1402 Only)
- Turn Up (1302 / 1402 Only)
- Rear View Mirror
- Parking Brake
- HMS (1302 / 1402 Only)
- Power Shift Response (1302 / 1402 Only)
- Cab Suspension (1302 / 1402 Only)
- Creeper Gear (1302 / 1402 Only)
- One-Hand Quick Coupler (1302 / 1402 Only)
- LCD Monitor (1302 / 1402 Only)
- Battery
- Horn
- 12V Power Socket
- Head Lamp
- Work Light
- Signal Lamp
- Reflector
- Auto Room Lamp
- Battery Disconnect Switch
- Rear Window Wiper
- Rear Window Defrost
- Sun Visor
- Cup Holder
- Backup Alarm
- Parking Brake Alarm
- Outside Lift Control
- Rear Fender
- Air Cleaner
- Escort Lamp Control
- ECO Signal
- Speedometer
- Drive / Work Modes

OPTIONAL EQUIPMENT

- Front Weight
- Front Fender
- Thermo Box
- Inductive Charging (included with Thermo Box)
- Hydraulic Top Link
- 4th Remote Valve
- Side Working Lights
- Beacon Lamp Wiring Kit



Dealer Imprint Area